



NMD50 – Checking the Diverter




With Power applied to the unit, pull out and then reinsert the Reject Vault / Tray and listen to the clicking noise. It should have a distinctive, non sluggish clicking noise (About 4 clicks).

- If the power is off, or as a secondary check, insert a finger between the Diverter motor and the metal frame a wiggle the black collar of the Diverter. It should move freely.



1. Check the Diverter bushing if it has come unseated from the Metal frame.



2. Check the Diverter motor mounting flanges for bends. Straighten if necessary.

Diverter Motor
Mounting Flanges

